

How to solve riddles with the help of emoji?

Instruction for teachers and parents/ facilitators:

- Use Costumes, Face mask, Toy doll.
- Use Emoji pictures to show them.
- Use play cards.










Instruction for students:

- Pay attentions,
- Try to focus and guess the names of vegetables / fruits / food.




Learning Activity:

(Teacher shows the Emoji base riddles to students for guessing the words)


-  +  = Carrot 
-  + E +  = Cauliflower 
-  + T +  = Beetroot 

(Students try to guess the emoji-based riddles and enjoy it.)

1.



+



=


?

Eggplant


2.

Q

+



+




=

?

Cucumber


3.



+

C

+




=


?

Capsicum

4.



+



+


N

=


?

Green bean


1.



+



=




Eggplant


2.

Q


+



+




=



Cucumber


3.




+

C

+




=




Capsicum

4.




+



+

N

=



Green bean

Extension Activity /Parallel activity / Reinforcement:

Try to find out such emoji-based riddles in your Surroundings



Evaluation:

Find out such new words for food items.

Find the food name from Emoji

Please follow and like us:

