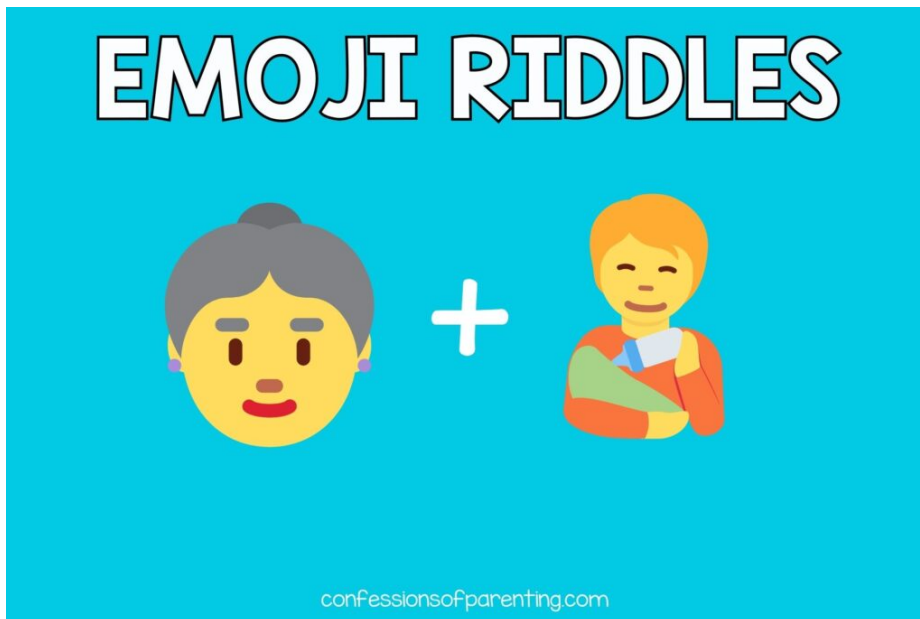


BRIDGE COURSE: 2023-24

Day: 18 Sub: English Std.: 9th

18. Emoji Riddles



Day 18 Std.9th Bridge Course 2023-24 Emoji Riddles

Learning Outcome:

Attempts using different styles of writing and different literary devices in creative writing.

Learning Activity/Experience:

- Teacher shows the Emoji-based riddles to students for guessing the vegetables.
- Teacher adopts different emojis of different riddles.


□ Student observes the emojis and guess the vegetables.

Solved/Demo Activity:

□ Observe these emojis and what do they mean.

1)  +  = Carrot.



2)  + E +  = Cauliflower.

3)  + T +  = Bee + T + Root = beetroot.

Practice:

□ Student works individually.

□ Shows some emoji-based riddles of vegetables to guess.

e.g. 1)  +  = ? Eggplant

2)  +  + N = ? Greenbean

Examples

GUESS THE FRUIT



+ GO

Ans: Mango

GUESS THE VEGETABLE



+

A

+



Ans: Potato



CAP

+

C

C

+



COMB

CAPSICUM

Ans: Capsicum



LADY

+

S

S

+



FINGER

LADY'S FINGER



Ans: Lady's Finger



Extension/Parallel Activity/Reinforcement:

□ Design your own emoji-based riddles to guess the cartoons or professions or animals or movie titles etc.

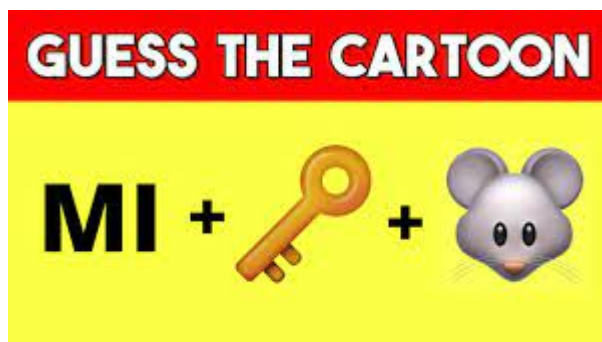
OR MOVIE TITLES ETC.

1)  +  = **Lion King**

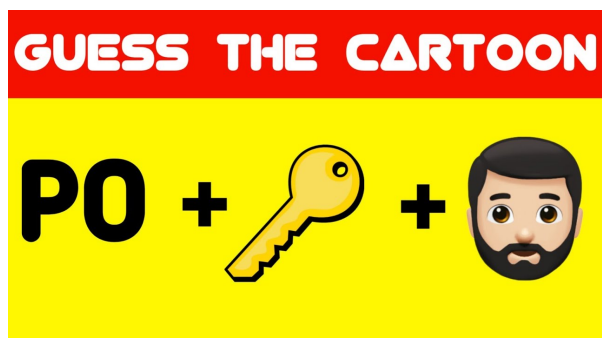
2)  +  = **Spiderman**

3)  +  = **Finding Nemo**

4)  +  = **Sleeping Beauty**




Ans: Micky Mouse



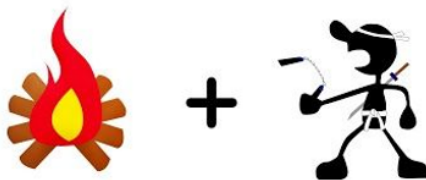
Ans: Pokémon

GUESS THE JOB!



Ans: Teacher

GUESS THE JOB ?



Ans: Fire Brigade

Please follow and like us:

 Follow

 Share

 Tweet

 Save